

- Certyfikat UL Listed
- CRI 90+
- 3-krokowa elipsa MacAdama, pojedyncze binowanie

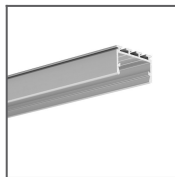


Specyfikacja techniczna


Model	Napięcie zasilania	Moc	Barwa światła	Ilość LED szt./m	Strumień świetlny	Maks. długość zasilania	Kąt rozsyłu	Szerokość LED
K-22-1220-12V	12 V	9.6 W/m	2200 K	120 szt./m	590 lm/m	5 m	120 °	8 mm
K-25-1220-12V	12 V	9.6 W/m	2500 K	120 szt./m	708 lm/m	5 m	120 °	8 mm
K-27-1220-12V	12 V	9.6 W/m	2700 K	120 szt./m	720 lm/m	5 m	120 °	8 mm
K-30-1220-12V	12 V	9.6 W/m	3000 K	120 szt./m	750 lm/m	5 m	120 °	8 mm
K-35-1220-12V	12 V	9.6 W/m	3500 K	120 szt./m	780 lm/m	5 m	120 °	8 mm
K-40-1220-12V	12 V	9.6 W/m	4000 K	120 szt./m	810 lm/m	5 m	120 °	8 mm
K-50-1220-12V	12 V	9.6 W/m	5000 K	120 szt./m	797 lm/m	5 m	120 °	8 mm




PROFILE POWIĄZANE




Profil GIZA-LL
Ref: C0758



Profil MICRO-H
Ref: C0599




Profil PDS-H
Ref: B9204




Profil 45-16
Ref: B8504




Profil JAZ
Ref: B8547




Profil OLEK
Ref: B8505




Profil KOPRO-30
Ref: B7890




Profil SILER
Ref: B9325




Profil MICRO-ALU
Ref: B1888




Profil TAMI
Ref: B5390



Profil MICRO-K
Ref: B3775




Profil PDS-4-ALU
Ref: B1718




Profil PDS-4-K
Ref: B3776




Profil PDS-ZM
Ref: B7696




Profil POR
Ref: B6144




Profil PDS-O
Ref: B3777




Profil 45-ALU
Ref: B4023



Profil KUBIK-45
Ref: B7697



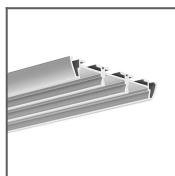
Profil TAN-C5
Ref: B5391



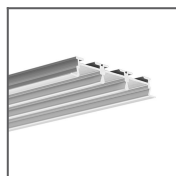
Profil PAC-ALU
Ref: B4370




Profil STOS-ALU
Ref: B4369




Profil TRIADA
Ref: B4476




Profil TRIADA-K
Ref: B4477




Profil GIZA
Ref: B5556



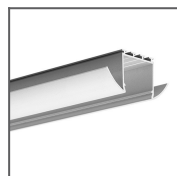
Profil LIPOD
Ref: B5554



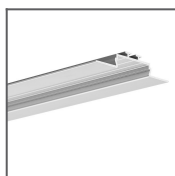
Profil LOKOM
Ref: B5553



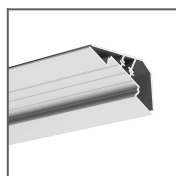
Profil LARKO
Ref: B5552




Profil LESTO
Ref: B5551




Profil OPAC-30
Ref: B6164




Profil LOC-30
Ref: 18015




Profil KOPRO
Ref: B6367




Profil KOZMA
Ref: 18040




Profil KOZEL
Ref: B6454




Profil KOZUS
Ref: B7823




Profil DES
Ref: 18030




Profil KIDES-DUO
Ref: 18032




Profil KIDES
Ref: 18031




Profil INTER
Ref: 18011




Profil IKON
Ref: 18013




Profil IDOL
Ref: 18014




Profil IMET
Ref: 18012



Profil POLI
Ref: B7176




Profil NISA-PLA
Ref: 18028



Profil NISA-KON
Ref: 18027



Profil NISA-KRA
Ref: 18026




Profil NISA-NI
Ref: 18029




Profil STEP
Ref: 18042



Profil KRAV-810
Ref: 18016



Profil EX-ALU
Ref: 18043




Profil OBIT
Ref: W4826




Profil LIT-L
Ref: 18033




Profil WERKIN
Ref: 18025




Profil STOS-MDF
Ref: 0974




Profil 45-MDF
Ref: 0973




Profil PAC-MDF
Ref: 0972




Profil MICRO-HG
Ref: C1419




Profil MICRO-NK
Ref: C1587




Profil 4050
Ref: 18050




Profil 4050-W
Ref: 18051




Profil GIZA-DUO-LL
Ref: C2162




Profil GLAZA-LL
Ref: C2627




Profil GIZA-LL-T
Ref: C2479



Profil GIZA-LL-UST
Ref: C2724



Profil LIPOD-50
Ref: C2609



Profil MICRO-PLUS
Ref: C2966