Multi function

AUTO ANTI-BURN


MENU
RUN
CH1
DC 1X
1V/div
CH2
DC 1X
1V/div
20uS/div
move slow
T
Auto
CH2
CTRL
Confirm to delete ?
NO
YES
V+
CH1
V-
V+
CH2
V-
FNIRSI
oscillosco
100MHz
1 GSa/s

thin Dual Channel Oscilloscope Engineer R & D weapon

FNIRSI
oscilloscope
MENU
RUN
CH1 DC 1X 1V/div
CH2 DC 1X 1V/div
CTRL

Rich features

Humanized operating


MENU
RUN
CH1 DC 1X 1V/div
CH2 DC 1X 1V/div
20uS/div
move slow
T Auto CH1
CTRL
V+
CH1
V-

V+
CH2
V-
50% TRIG
VPP :1.96V
VP :1.02V
Freq:20.00kHz
VPP :1.94V
Freq:5.00kHz
100MHz
1 GSa/s
FNIRSI
oscillosco

Parameter

Model	FNIRSI-1013D	Highest test voltage	1X : 40V 10X : 400V
Channels	2	Cursor	Position XY Trigger Y
LCD size	7 Inch	Roll mode	Support
LCD Resolution	800 * 480	One-button AUTO	Support
Display technology	TFT	Waveform storage	1000 pictrure + 1000 waveform
Bandwidth	100MHz	Waveform manager	Support
Sampling Rate	1GSa/s	Voltage accuracy	± 2%
Rise time	< 3nS	Frequency Precision	±0.01% High precision
Storage depth	240Kbit	Parameter	12 kinds in total
input resistance	1MΩ	Battery	6000mah Lithium

Sensitivity	50mV ~ 500V	Standby	4 Hours
Time base	50S ~ 10nS	Extension	USB export
Trigger mode	Single/Normal/Auto	Charging	Type-C 5V 2A/3A/4A
Trigger edge	Rising / Falling	Dimensions	184mm * 124mm * 50mm
coupling	AC/DC	Accessories	100M Probe * 2, USB Charger, User Manual

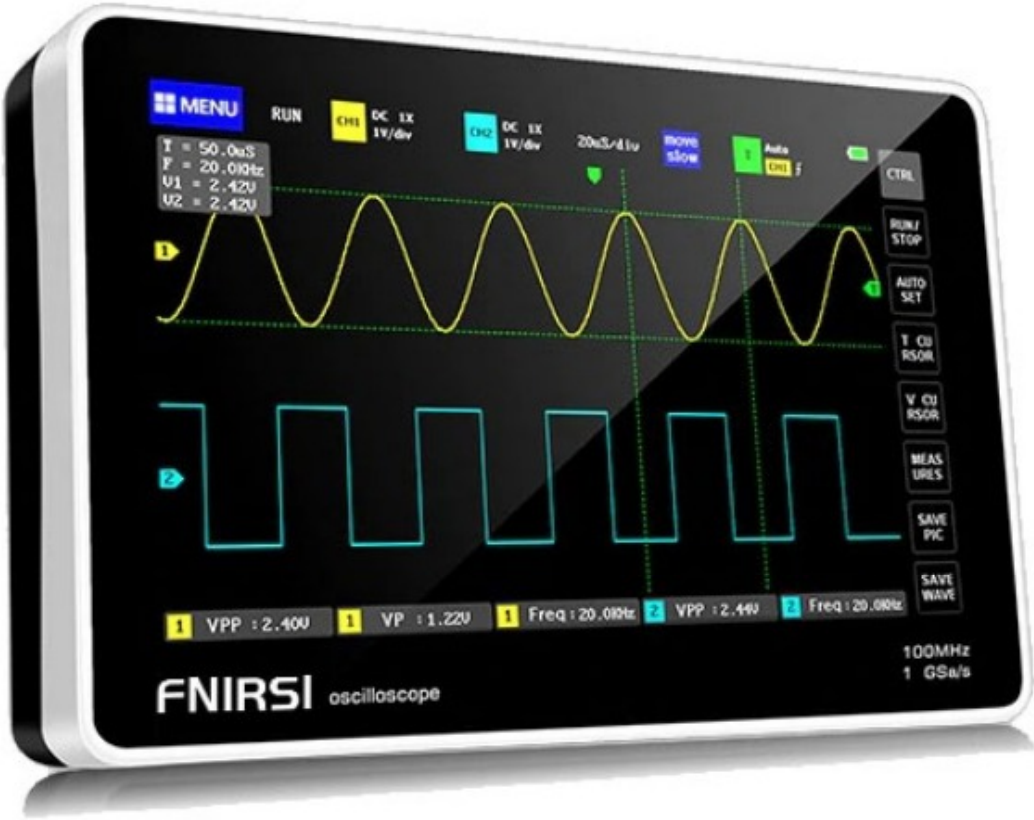
MENU
RUN
CH1 DC 1X 1V/div
CH2 DC 1X 1V/div
20uS/div
move slow
Auto CH1
T = 50.0uS
F = 20.0KHz
V1 = 2.42V
V2 = 2.42V
CTRL
RUN/STOP
AUTO SET
T CURSOR
V CURSOR
MEASURES
SAVE PIC
SAVE WAVE
1 VPP :2.40V
1 VP :1.22V
1 Freq :20.0KHz
2 VPP :2.44V
2 Freq :20.0KHz
100MHz
1 GSa/s
FNIRSI oscilloscope

Multi-fields

- ☑ Electronic DIY
- ☑ Appliance repair
- ☑ Car repair
- ☑ Equipment debug
- ☑ Scientific research
- ☑ Product development

MENU
RUN
CH1 DC 1X 1V/div
CH2 DC 1X

1V/div
20uS/div
move slow
Auto
CH2
CTRL
Confirm to delete ?
NO
YES
V+
CH1
V-
V+
CH2
V-
FNIRSI
oscillosco
100MHz
1 GSa/s

- Anti-burn
- Auto set
- Screenshot
- Picture viewer
- USB export
- 7-inch screen
- Touch operation
- FFT display
- X-Y mode
- long standby

Debugging weapon

- Oscillating circuit
- Opamp circuit
- Inverter circuit
- PWM driver
- Mains measure
- Switch circuit
- Digital circuits
- Bus circuit

FNIRSI
oscillosco

Full touch 7 inch screen

Full-fitting 7-inch 800 * 480 resolution color TFT LCD display with brig ht colors and high contrast; the touch mode is capacitive touch screen, which is the same as the modern mobile phone iPad touch mode, and it is by no means an ancient nail-type resistance touch screen

FNIRSI
oscilloscope
MENU
RUN

Dual channel input

With 2 input channels and 1M ohm input impedance, it can measure two different groups of signals at the same time. The two input groups can be compared to determine the analysis problem, such as the comparison and analysis of the input and output signals of the power amplifier unit to test its magnification. And distortion, output internal resistance, and other characteristics, or half-bridge full-bridge switching power supply complementary PWM and other signals testing, compared to a single channel has a wider range of applications

Intelligent anti-burn

Both sets of input channels have built-in high-voltage protection modules, which can tolerate up to 400V voltage input. Don't worry about the oscilloscope burnout accident caused by not measuring the high-voltage probe without moving the probe to the 10X position.

One-button automatic adjustment

No need for tedious manual adjustment, one-button automatic adjustment; built-in efficient fuzzy control algorithm, high adjustment accuracy, the adjusted waveform appears in the center of the screen (when dual channels are activated, the channel 1 waveform is in the upper half center, and the channel 2 waveform is in the lower half center) With a short time, it only takes 1 second to automatically adjust the 1V peak-to-peak signal, and a typical desktop oscilloscope takes about 5 seconds. The larger the measured signal amplitude, the shorter the time required for adjustment

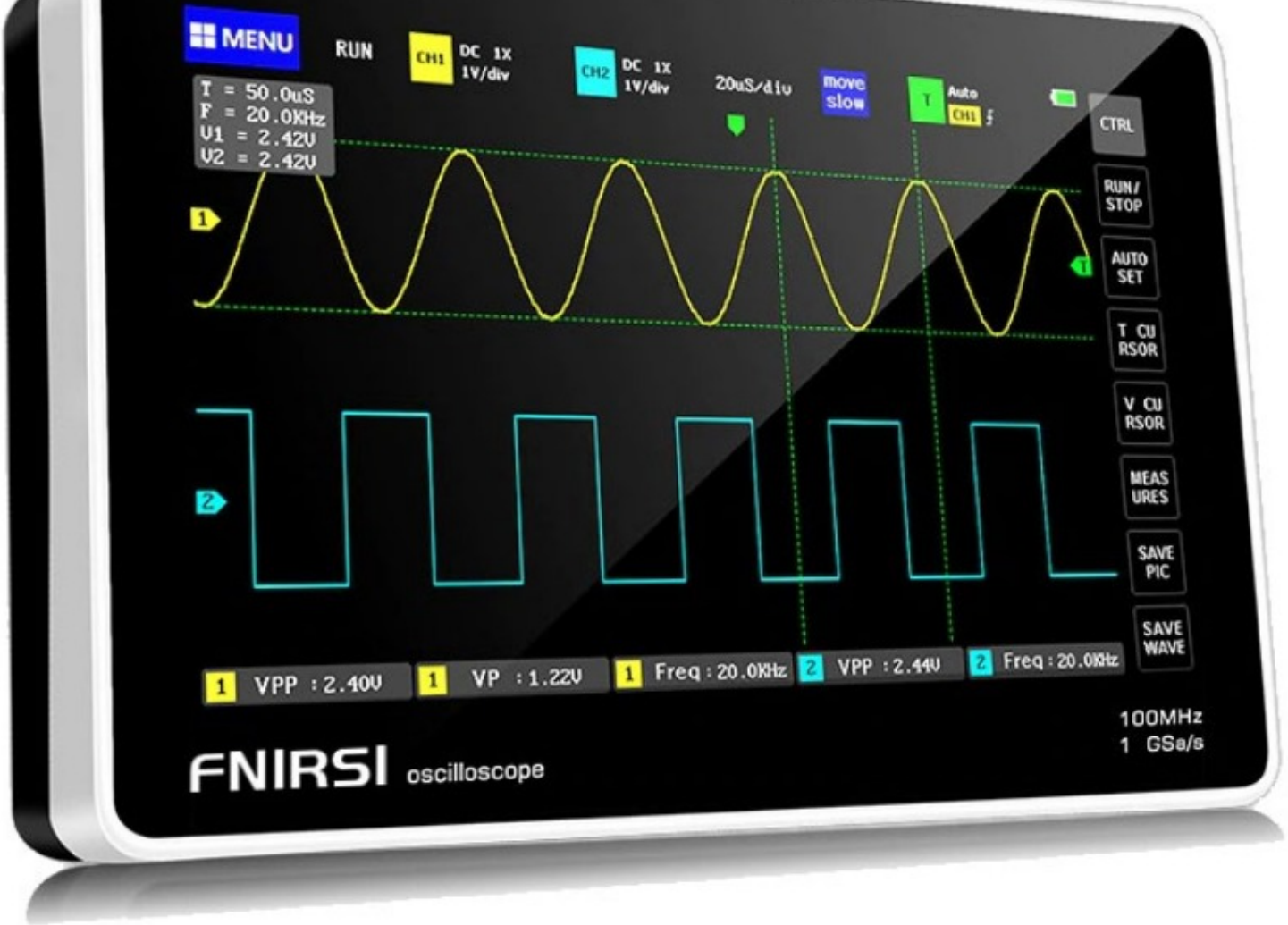
MENU
RUN
CH1 DC 1X 1V/div
CH2 DC 1X 1V/div
20uS/div
move slow
T Auto CH1
T = 50.0uS
F = 20.0KHz
V1 = 2.42V
V2 = 2.42V
CTRL
RUN/ STOP
AUTO SET
T CU RSOR
V CU RSOR
MEAS URES
SAVE PIC
SAVE WAVE
1 VPP : 2.40V
1 VP : 1.22V
1 Freq : 20.0KHz
2 VPP : 2.44V
2 Freq : 20.0KHz
100MHz
1 GSa/s
FNIRSI oscilloscope

Complete trigger function

It has three trigger modes: automatic, single and normal. The single trigger mode tests sudden non-periodic burst signals, such as car ignition signals; the normal trigger mode tests non-periodic digital logic signals, such as infrared remote control signals; the automatic trigger mode tests the cycle. Analog signals, such as sinusoidal signals; versatile

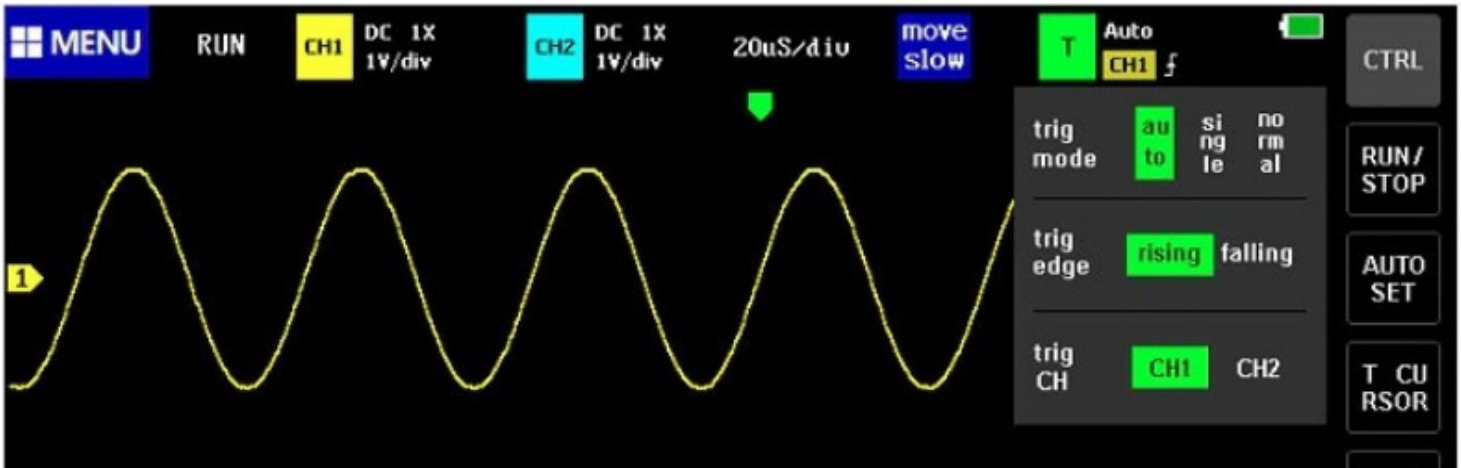
MENU
RUN
CH1 DC 1X 1V/div
CH2 DC 1X 1V/div
20uS/div
move slow
T Auto CH1
CTRL
RUN/ STOP
AUTO SET
T CU RSOR

trig mode: auto | single | normal

trig edge: rising | falling

trig CH: CH1 | CH2

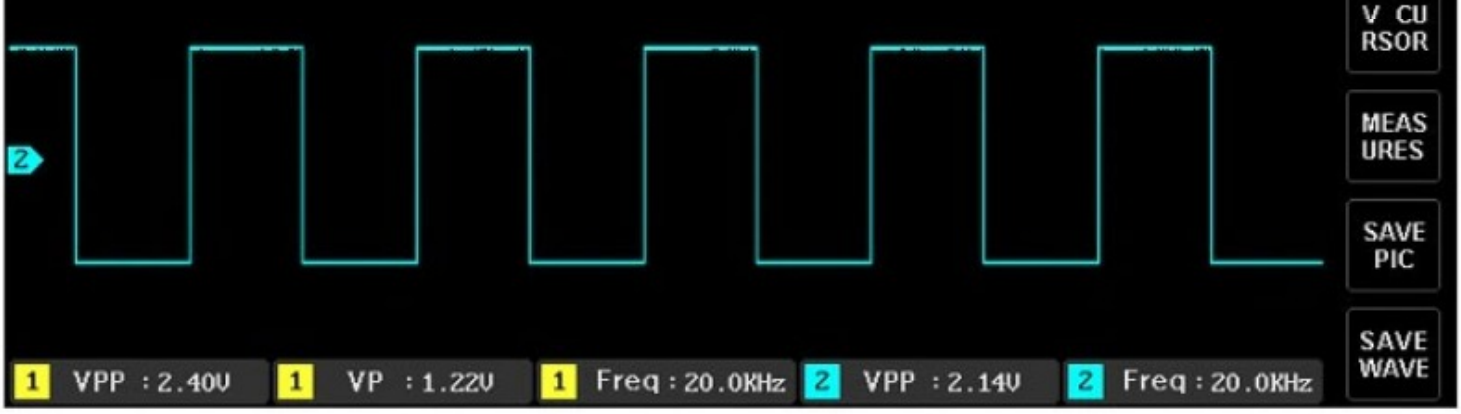
V CU RSOR
MEAS URES
SAVE PIC
SAVE WAVE

1 VPP :2.40V
1 VP :1.22V
1 Freq : 20.0KHz
2 VPP :2.14V
2 Freq : 20.0KHz

Manual cursor measurement

When the test signal is too noisy or contains square waves with spikes, the parameters automatically measured by the system will be affected and become inaccurate, so you need to manually read the amplitude or period of the signal to calculate its peak, peak and frequency. After the cursor function is read, it becomes very easy to manually read the value. There is no need to read the background scale unit and quantity, and you can directly obtain the peak-to-peak value and frequency without conversion. This is very convenient.

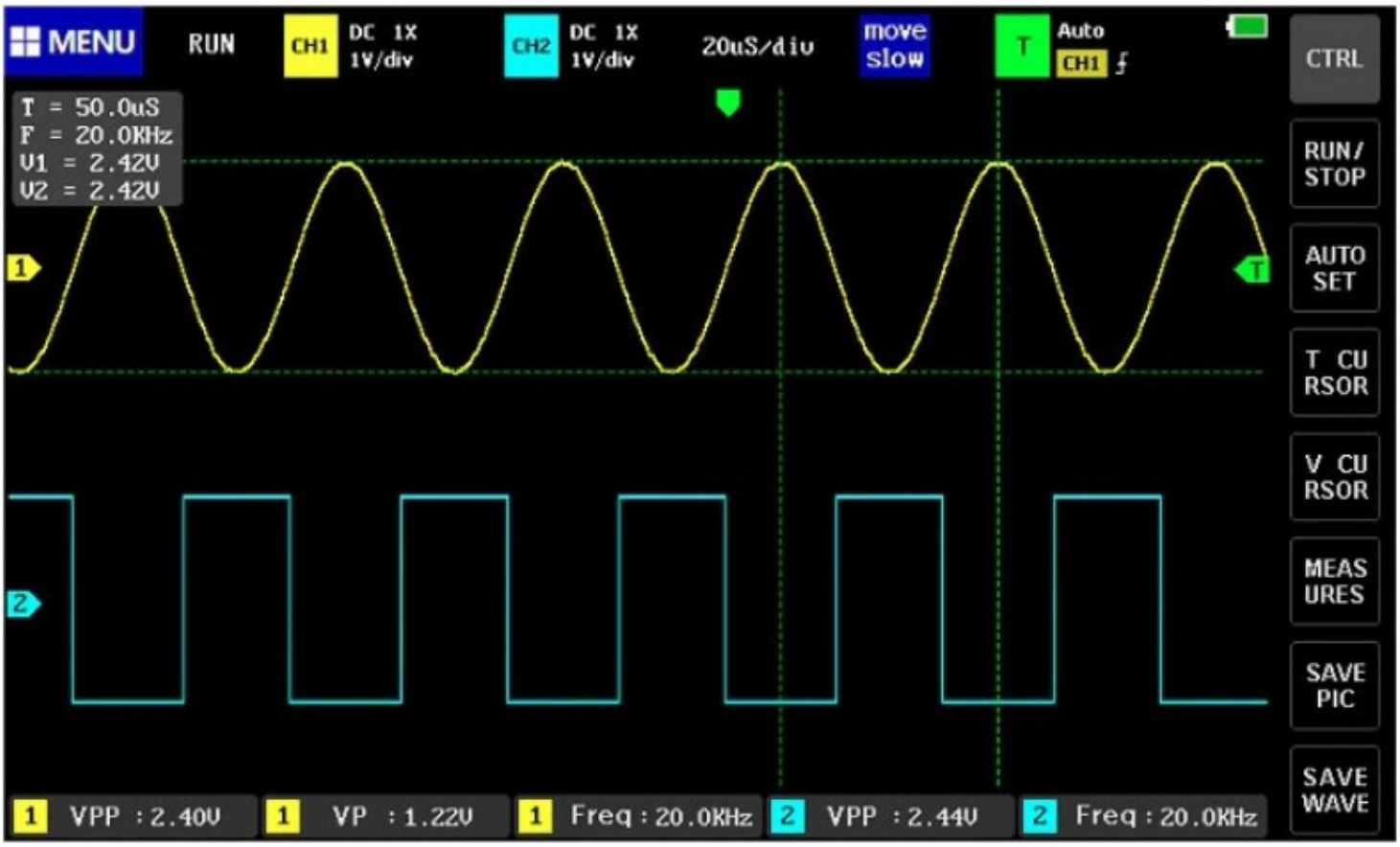
MENU
CTRL
RUN/ STOP
AUTO SET
T CU RSOR
V CU RSOR
MEAS URES
SAVE PIC
SAVE WAVE
1
2
T

RUN
CH1 DC 1X 1V/div
CH2 DC 1X 1V/div
20uS/div
move slow
T Auto CH1

T = 50.0uS
F = 20.0KHz
V1 = 2.42V
V2 = 2.42V

1 VPP :2.40V
1 VP :1.22V
1 Freq : 20.0KHz
2 VPP :2.44V
2 Freq : 20.0KHz

One-click screenshot and save wave

Built-in 1GB storage space, can store up to 1000 screenshots and 1000 sets of waveform data, the storage process is simple and fast, screen capture and save the current waveform at any time and place with a single touch, no tedious prompts and choices, and keep it intact Convenient for taking screenshots or waveform data

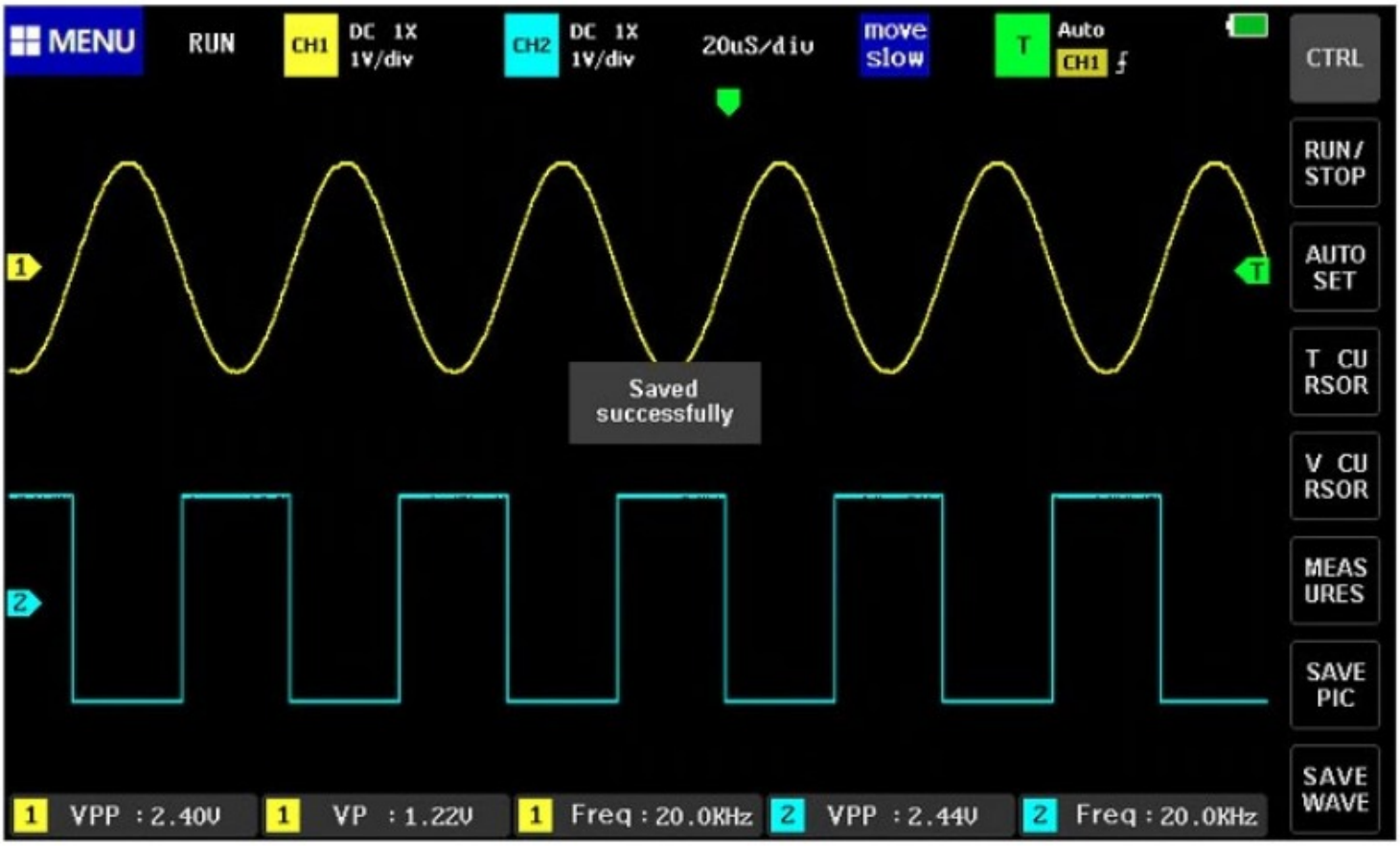
MENU
RUN/
STOP
AUTO
SET
T CU
RSOR
V CU
RSOR
MEAS
URES
SAVE
PIC
SAVE
WAVE
CTRL

RUN

CH1 DC 1X 1V/div

CH2 DC 1X 1V/div

20uS/div

move slow

T Auto CH1

Saved successfully

1 VPP : 2.40V

1 VP : 1.22V

1 Freq : 20.0KHz

2 VPP : 2.44V

2 Freq : 20.0KHz

Powerful waveform picture manager

Waveform Picture Manager provides powerful waveform data and picture management capabilities, and supports thumbnail file browsing, viewing, viewing of measurement parameters, page turning, deletion, etc. Just like the picture viewer on mobile phones, waveform viewing The device can perform secondary analysis on the saved waveform data, including zoom, pan, cursor measurement, screen capture and other operations. It provides a very convenient platform for users to manage stored files, and its flexibility is much higher than other ordinary oscilloscope

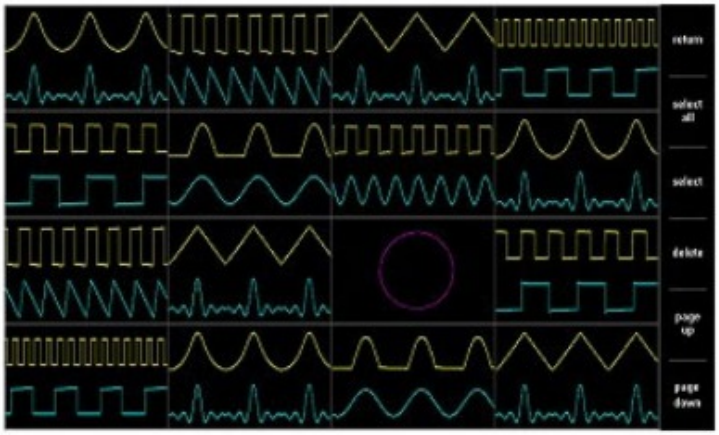
return
select all
select
delete
page up
page down

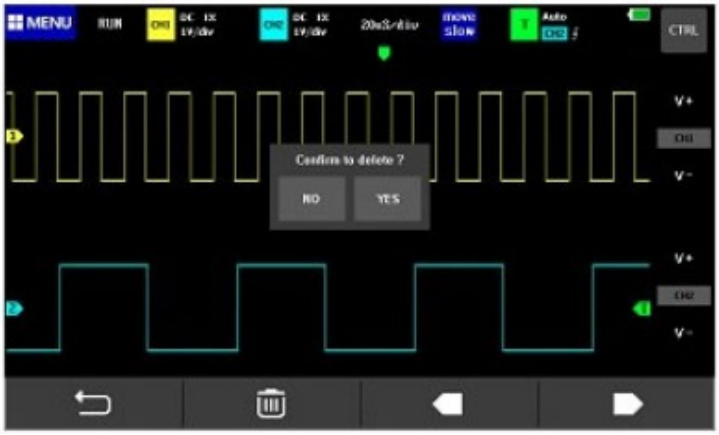
MENU
RUN
CH1
DC 1X
1V/div
CH2
DC 1X
1V/div
20uS/div
move
slow
T
Auto
CH2
CTRL
V+
CH1
V-
V+
CH2
V-
Confirm to delete ?
NO
YES

USB picture export

The body is equipped with a USB interface, which can be connected to a computer to share its screenshots with the computer. After connecting to the computer, the oscilloscope will exist as a U disk. The computer can find the oscilloscope screenshots under the folder of the removable disk. Copy the picture to a computer or send it to a mobile phone for secondary analysis

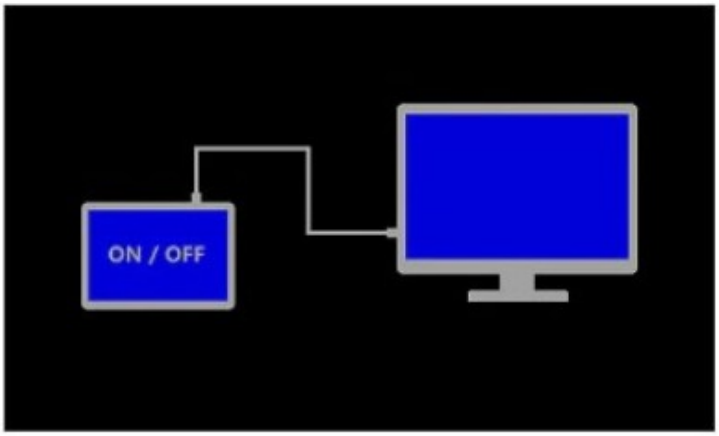


驱动器工具
U 盘 (F:)
文件
主页
共享
查看
管理
此电脑 › U 盘 (F:)
搜索"U 盘 (F:)"
1.bmp
2.bmp
3.bmp
4.bmp
5.bmp
6.bmp
7.bmp
8.bmp
9.bmp
10.bmp
11.bmp
12.bmp
13.bmp
14.bmp
15.bmp
16.bmp
17.bmp
18.bmp
20.bmp
21.bmp
23.bmp
27.bmp
28.bmp
34.bmp
24 个项目

Lissajous Pattern Graphic Display

Lissajous pattern graph is a curve graph generated by the input value of channel 1 as the X-axis coordinate and channel 2 as the Y-axis coordinate. It can be used to determine the amplitude, frequency, and phase contrast of the two groups of signals.

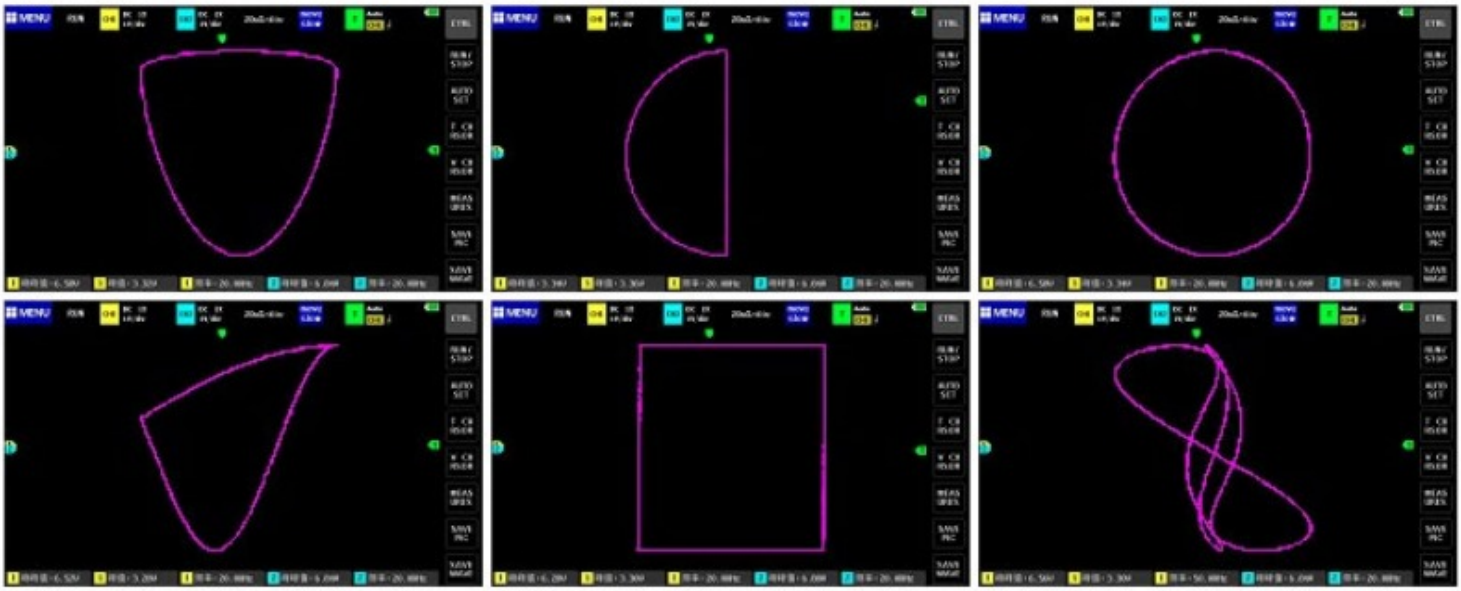

4 hours long standby

Built-in 6000mah rechargeable polymer lithium ion battery, 5 hours of charging = 4 hours of continuous use

6000mah capacity

5 hours charge

4 hours use