

LED SURFACE LIGHT

Product&Family Code:

016 025 0012

CAROLINE-12

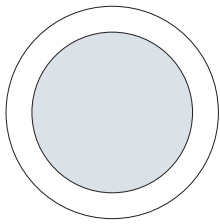
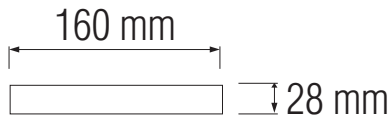


WHITE



BLACK

Technical Drawing



Technical Data

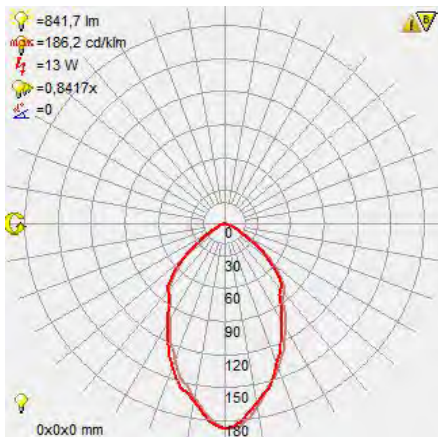
Voltage (V)	100-265V
Product Wattage (W)	12
Equivalence with incandescent lamp	96
Colour Render Index (Ra)	>Ra80
Colour Temperature (K)	3000K / 4200K / 6400K
Materials	Aluminium Die Casting Body
Protection Class	II
Dimmable	No
EEL	-
Warm-up time up to 60 % of the full light output	Instant Full Light
Luminous Flux (lm)	840
Luminous Efficacy (lm/W)	70
Rated Life (hrs) ⌚	30.000
IP Rating	20
Power Factor	>0.5
Beam Angle	120°
Starting Time	<0.2s
Number of ON-OFF cycling	x15.000

Applications

Airport, Bathroom, Bedroom, Car Park, Cinema, Gallery, Hospital, Hotel, Kitchen, Museum etc.



Photometric Diagram



Features

- High Lumen and CRI, Good quality & Constant Current driver.
- High heat dissipation, low carbon and environmental protection.
- Innovative design of assembly structure.
- Extremely Long Life.

