



## Non-stop Business Continuity for Mission Critical Applications

- Full Layer 2 feature set with Layer 3 features including static routing, policy-based routing, VRRP and ECMP support
- Four (4) 1GbE SFP or 10GbE SFP+ uplink flexibility
- 24 or 48 ports of Gigabit Ethernet desktop connectivity
- Hot-swappable power supply and fan modules
- Internal redundant power supply design
- Provides up to 30 W per port with IEEE 802.3at PoE Plus compliance
- High PoE power budget up to 1000 W

The ZyXEL XGS3700/GS3700 Series are advanced Layer 2 Plus (Layer 3 Lite) Gigabit managed switches perfect for data center access, SMB core/aggregation, and mission critical PoE applications. The Series consists of eight (8) models including 24- and 48-port configurations, PoE and non-PoE models, as well as 1GbE (GS3700 Series) and 10GbE (XGS3700 Series) uplink options. The complete Series is designed with an advanced feature set with static routing, policy-based routing (PBR), VRRP and ECMP support. The high redundancy hardware architecture includes dual, internal power supplies and hot-swappable fan and power modules. The PoE models also comply with the IEEE 802.3at PoE Plus standard and provide industry-leading PoE power budget of up to 1000 watts.

### Benefits

#### Resiliency and availability for non-stop business continuity

The ZyXEL XGS3700/GS3700 Series features a no single point of failure (NSPOF) hardware and software design to provide the resiliency needed for non-stop business continuity. Its high redundancy hardware architecture includes dual, internal power supplies—which not only ensures 100% uptime in the event of a power supply failure, but also saves rack space compared to external power supplies. Additionally, both the fan module and the power supply modules are hot-swappable to enable zero downtime troubleshooting.

In terms of software features, the ZyXEL XGS3700/GS3700 Series supports Equal Cost Multipath Routing (ECMP) and Virtual Router Redundancy Protocol (VRRP) for increased network availability and reliability. With ECMP, the XGS3700/GS3700 Series switch can distribute traffic across multiple high-bandwidth links to increase bandwidth availability. VRRP provides a dynamic and automatic approach to virtual router redundancy. It allows several first-hop virtual routers to dynamically share an IP address, with one assigned as master and the others as backup. Should the master fail, a backup is automatically assigned to fill its place. The result is improved network resiliency and lower administrative overhead compared to running dynamic routing protocols or client discovery mechanisms.



**XGS3700/GS3700 Series**  
24/48-port GbE L2+ Switch



### High power capacity and high availability for mission critical PoE applications

The ZyXEL XGS3700/GS3700 Series features four (4) high power PoE models in 24- and 48-port configurations. The complete PoE portfolio provides up to 30 watts per port with IEEE 802.3at PoE Plus compliance, and is backward compatible with the IEEE 802.3af standard. All models provide an industry-leading PoE power budget of 1000 watts with dual power supply units or 460 watts with a single power supply unit. Combined with the high resiliency hardware and software features, the XGS3700/GS3700 Series PoE switches are ideal for mission critical IP surveillance, WLAN and high quality VoIP applications.

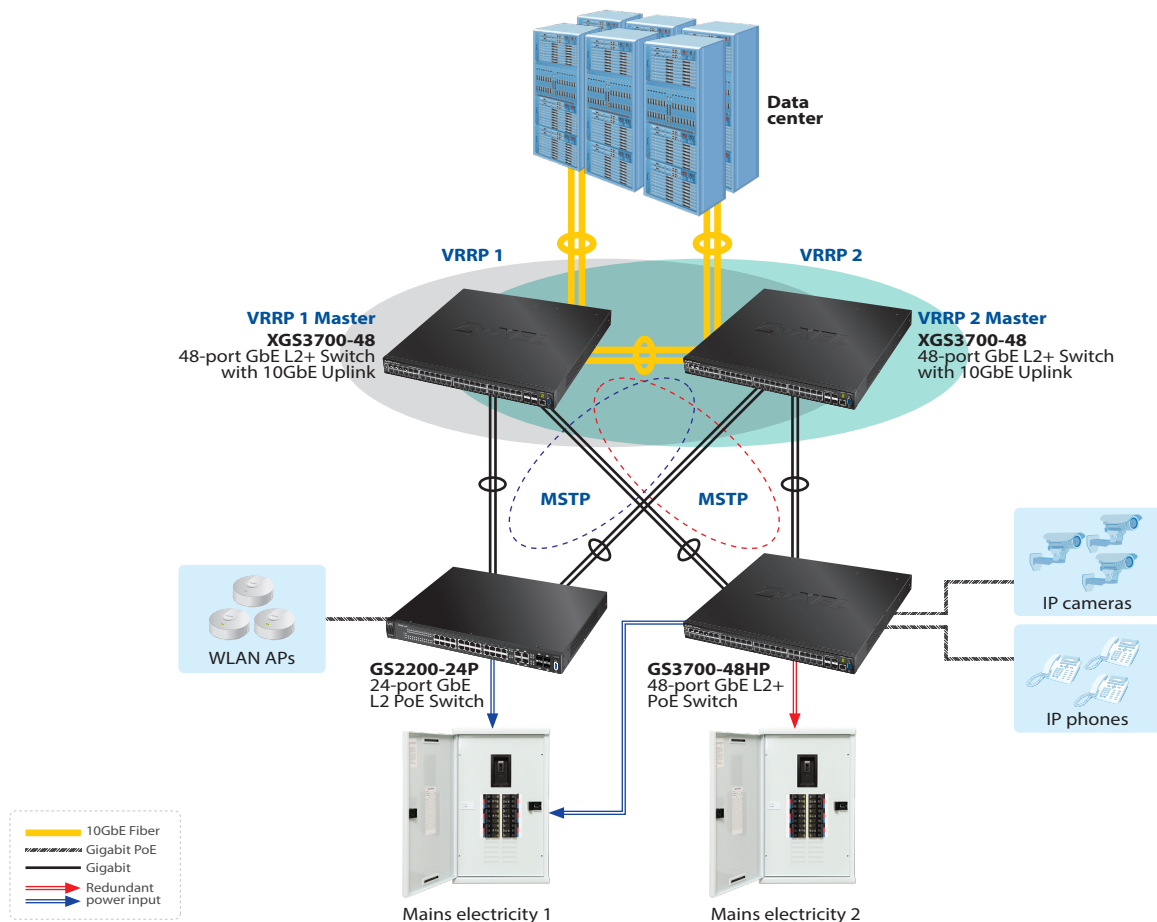
### Deployment flexibility and investment protection

With a comprehensive portfolio of eight (8) 24-/48-port, PoE/non-PoE and 1GbE/10GbE uplink configurations, the ZyXEL XGS3700/GS3700 Series provides the flexibility to be deployed in all sorts of deployments including data center access, SMB core/aggregation, and mission critical PoE applications. The Series provides added routing flexibility with support for static routing and policy-based routing (PBR); and its full and consistent GUI, CLI and MIB ensures simplified management and consistent configurations.

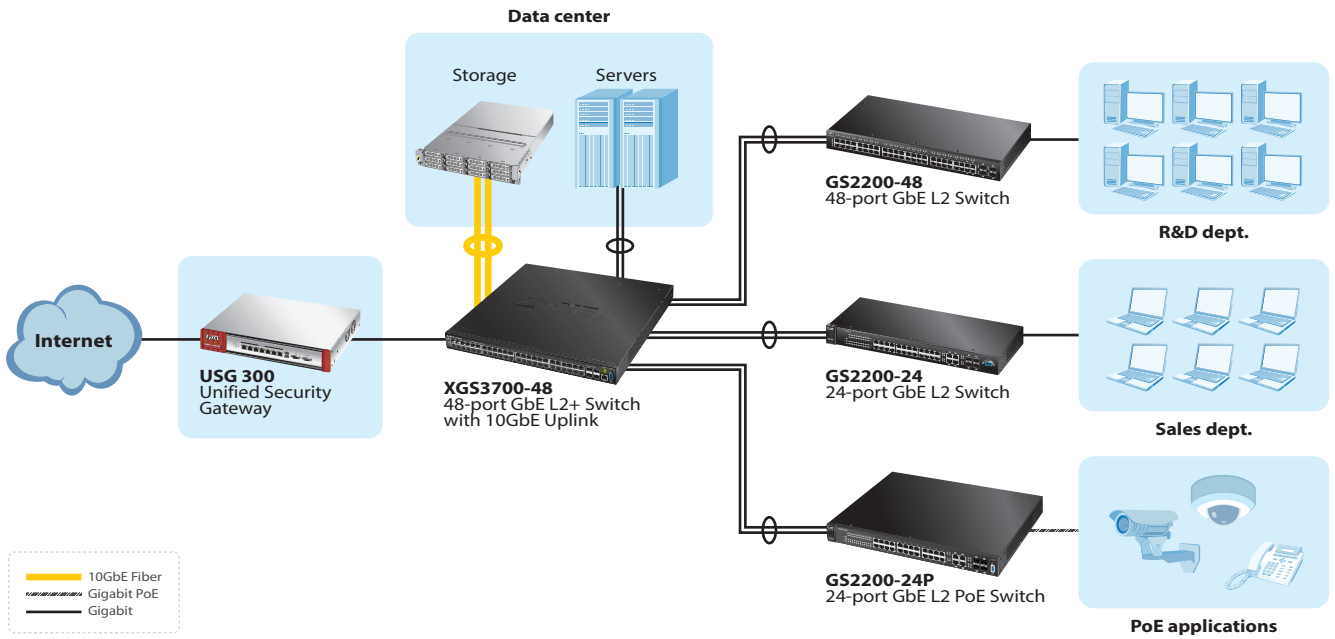
Investment protection is guaranteed with the ZyXEL XGS3700/GS3700 Series. Its high port density and high power budget design leaves room for future deployment expansion and eliminates the need to purchase additional equipment. The four (4) 10GbE ports on the XGS3700 models facilitate easy transition to 10GbE networking in data center and enterprise networks, while full IPv6 support ensures that your network is ready for the future.

## Key Applications

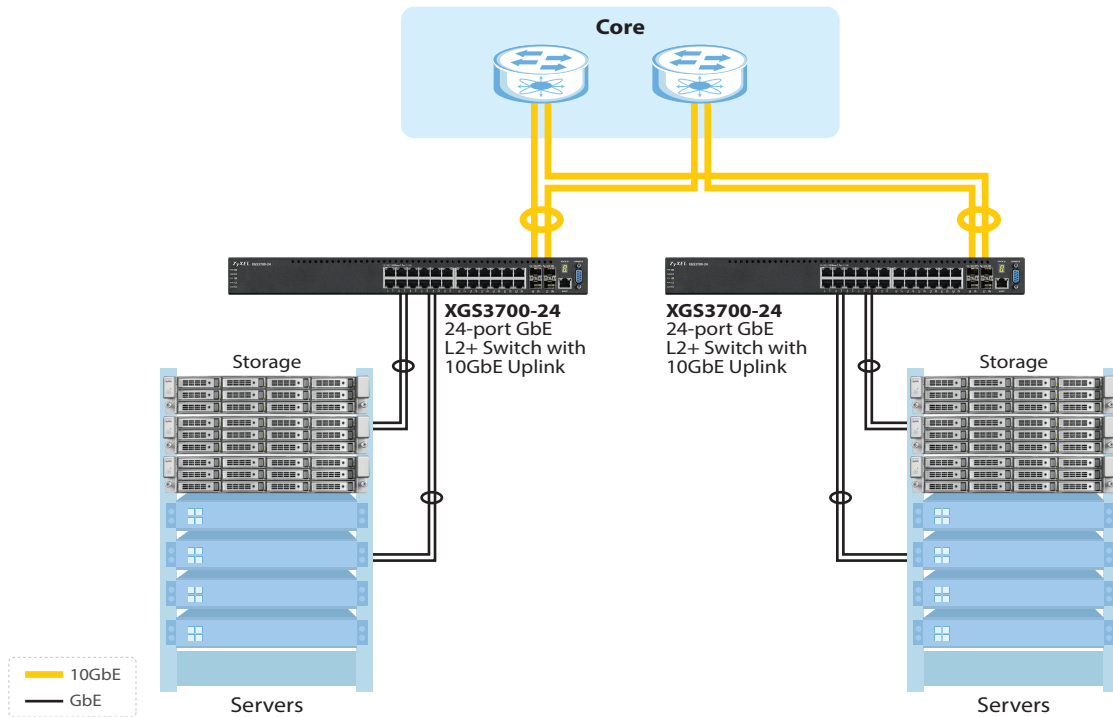
### Mission critical network (VRRP, MSTP, redundant power)











### SMB core



### Data center access



### Specifications

Model	XGS3700-24	XGS3700-24HP	XGS3700-48	XGS3700-48HP	GS3700-24	GS3700-24HP	GS3700-48	GS3700-48HP
<b>Product name</b>	24-port GbE L2+ Switch with 10GbE Uplink 	24-port GbE L2+ PoE Switch with 10GbE Uplink 	48-port GbE L2+ Switch with 10GbE Uplink 	48-port GbE L2+ PoE Switch with 10GbE Uplink 	24-port GbE L2+ Switch 	24-port GbE L2+ PoE Switch 	48-port GbE L2+ Switch 	48-port GbE L2+ PoE Switch 
<b>Switch class</b>	Layer 2 Plus (Layer 3 Lite)	Layer 2 Plus (Layer 3 Lite)	Layer 2 Plus (Layer 3 Lite)	Layer 2 Plus (Layer 3 Lite)	Layer 2 Plus (Layer 3 Lite)	Layer 2 Plus (Layer 3 Lite)	Layer 2 Plus (Layer 3 Lite)	Layer 2 Plus (Layer 3 Lite)
<b>Port Density</b>								
<b>Total port count</b>	28	28	52	52	28	28	52	52
<b>100/1000 Mbps</b>	24	-	48	-	24	-	48	-
<b>100/1000 Mbps PoE</b>	-	24	-	48	-	24	-	48
<b>Gigabit SFP</b>	-	-	-	-	4	4	4	4
<b>10-Gigabit SFP+</b>	4	4	4	4	-	-	-	-
<b>Performance</b>								
<b>Switching capacity (Gbps)</b>	128	128	176	176	56	56	104	104
<b>Forwarding rate (Mpps)</b>	95	95	131	131	42	42	77	77
<b>Packet buffer (byte)</b>	2 M	2 M	2 M	2 M	2 M	2 M	2 M	2 M
<b>MAC address table</b>	16 K	16 K	16 K	16 K	16 K	16 K	16 K	16 K
<b>IP address table</b>	1 K	1 K	1 K	1 K	1 K	1 K	1 K	1 K
<b>Routing entries</b>	64	64	64	64	64	64	64	64
<b>Routing domains</b>	128	128	128	128	128	128	128	128
<b>Power</b>								
<b>Input</b>	100 - 240 V AC, 50/60 Hz							
<b>Max. power consumption (watt)</b>	44.5	600	66.9	600	38.4	600	58.2	600
<b>Total PoE power budget (watt)</b>	-	Single PSU 460 W Dual PSU 1000 W	-	Single PSU 460 W Dual PSU 1000 W	-	Single PSU 460 W Dual PSU 1000 W	-	Single PSU 460 W Dual PSU 1000 W
<b>Redundant power supply</b>	Yes (optional)	Yes (optional)	Yes (optional)	Yes (optional)	Yes (optional)	Yes (optional)	Yes (optional)	Yes (optional)
<b>Physical Specifications</b>								
<b>Dimensions (WxDxH) (mm/in.)</b>	440 x 437 x 40/17.32 x 17.2 x 1.57							
<b>Weight (kg/lb.)</b>	7.27/16.03	7.55/16.64	7.57/16.69	8.02/17.68	7.24/15.96	7.44/16.4	7.55/16.64	8/17.64
<b>Removable power/fan module</b>	Yes/Yes	Yes/Yes	Yes/Yes	Yes/Yes	Yes/Yes	Yes/Yes	Yes/Yes	Yes/Yes
<b>Environmental Specifications</b>								
<b>Operating</b>	<b>Temperature</b>	0°C to 50°C/32°F to 122°F						
	<b>Humidity</b>	10% to 95% (non-condensing)						
<b>Storage</b>	<b>Temperature</b>	-40°C to 70°C/-40°F to 158°F						
	<b>Humidity</b>	10% to 90% (non-condensing)						
<b>MTBF (hr)</b>	280,000	220,000	250,000	200,000	280,000	220,000	250,000	200,000
<b>Heat dissipation (BTU/hr)</b>	151.745	2046	228.129	2046	130.944	2046	198.462	2046

### Features

#### Standard Compliance

- IEEE 802.3 10BASE-T Ethernet
- IEEE 802.3u 100BASE-TX Ethernet
- IEEE 802.3ab 1000BASE-T Ethernet
- IEEE 802.3z 1000BASE-X
- IEEE 802.3aq 10GBASE-X
- IEEE 802.3af PoE
- IEEE 802.3at PoE plus
- IEEE 802.3az EEE
- IEEE 802.3x flow control
- IEEE 802.3ad LACP aggregation
- IEEE 802.3ah OAM
- IEEE 802.1ag CFM
- IEEE 802.1AB LLDP/LLDP-MED
- IEEE 802.1D Spanning Tree Protocol (STP)
- IEEE 802.1w Rapid Spanning Tree Protocol (RSTP)
- IEEE 802.1s Multiple Spanning Tree Protocol (MSTP)
- IEEE 802.1Q VLAN tagging
- IEEE 802.1p Class of Service (CoS) prioritization
- IEEE 802.1X port authentication

#### Resilience and Availability

- IEEE 802.1D Spanning Tree Protocol (STP)
- IEEE 802.1w Rapid Spanning Tree Protocol (RSTP)
- IEEE 802.1s Multiple Spanning Tree Protocol (MSTP)
- IEEE 802.3ad LACP (Max # Trunks/Links per Trunk): 12/Eight on 24-port Model or 24/Eight on 48-port Model
- Virtual Router Redundancy Protocol (VRRP)
- Loop guard
- ErrDisable recovery
- MRSTP (ZyXEL Proprietary)
- Dual configuration files
- Dual flash images
- Dual redundant power supply support
- Hot-swappable fan module

#### Traffic Control

- 802.1Q static VLANs/dynamic VLANs: 1 K/4 K
- Port-based VLAN
- Protocol-based VLAN
- Private VLAN
- IP subnet-based VLAN
- VLAN trunking
- VLAN translation
- VLAN ingress filtering
- 802.1ad VLAN stacking (Q-in-Q)
- LACP algorithm of source/destination IP
- GVRP
- Selected Q-in-Q
- L2PT

#### Security

- 802.1X
- Port security
- MAC authentication
- Layer 2 MAC filtering
- Layer 3 IP filtering
- Layer 4 TCP/UDP socket filtering
- BPDU transparency
- Static MAC forwarding
- Multiple RADIUS servers
- Multiple TACACS+ servers
- 802.1x VLAN and 802.1p assignment by RADIUS
- Login authentication by RADIUS
- Login authentication by TACACS+
- TACACS+ accounting
- RADIUS accounting
- Authorization on RADIUS
- Authorization on TACACS+
- Authorization on console
- SSH v1/v2
- SSL
- Intrusion lock
- MAC freeze
- DHCP snooping
- ARP inspection
- ARP freeze
- Static ARP
- Static IP/MAC binding
- Policy-based security filtering
- Port isolation
- IP source guard
- Limit number of MAC per VLAN
- MAC search
- Guest VLAN
- ACL packet filtering (IPv4/IPv6)
- PPPoE relay agent
- PPPoE option 82
- PPPoE IA
- CPU protection
- MAC pinning
- Interface related trap enable/disable (by port)

#### Quality of Service (QoS)

- No. of hardware queues per port: 8
- 802.1p queuing method: SPQ/WRR/WFQ
- Storm control: Broadcast, multicast, unknown unicast (DLF)
- Port-based rate limiting (ingress/egress):  
\*/64 Kbps
- Rate limiting per IP/TCP/UDP per port
- Policy-based rate limiting
- Policy-based bandwidth control granularity
- Ingress CIR for bandwidth control
- 802.3x flow control
- Port-based egress traffic shaping CIR/PIR support

- Policy-based prioritization
- Two Rate Three Color Marking (TRTCM)
- 802.1p Class of Service (SPQ, WFQ, SPQ/WFQ combination capable)
- DiffServ (DSCP)

#### Layer 2 Multicast

- L2 multicast (Group)
- IGMP snooping (v1, v2, v3)
- IGMP snooping fast leave
- Configurable IGMP snooping timer and priority
- IGMP snooping statistics
- IGMP throttling
- MVR support
- IGMP filtering
- IGMP snooping immediate leave
- IGMP proxy mode & snooping mode selection
- IPv6 MLD snooping proxy

#### Routing

- Static route
- Policy-based route
- IP port moving
- Multiple default route

#### Manageability

- SNMP v1, v2c, v3
- SNMP trap group
- RMON (1, 2, 3, 9)
- ICMP echo/echo reply
- Syslog
- IEEE 802.3ah OAM (Link discovery, loopback)
- IEEE 802.1ag CFM
- IEEE 802.1AB LLDP
- IEEE 802.1AB LLDP-MED

#### IPv6 Management

- IPv6 over Ethernet (RFC 2464)
- IPv6 addressing architecture (RFC 4291)
- Dual stack (RFC 4213)
- ICMPv6 (RFC 4443)
- Path MTU (RFC 1981)
- Minimum path MTU size of 1280 (RFC 5095)
- Encapsulation for maximum PMTU of 1500
- Neighbor discovery (RFC 4861)
- DHCPv6 relay

### Device Management

- iStacking
- Web interface
- Management through Console, Telnet, SNMP
- Firmware upgrade by FTP
- Remote firmware upgrade by FTP/Web
- Configuration saving and retrieving
- Multiple logins supported
- Configure clone
- Multilevel CLI
- CLI (Cisco-like)
- DHCP servers
- DHCP relay per VLAN
- DHCP client
- DHCP option 82
- DHCP option 82 profile
- Daylight saving
- NTP
- Port mirroring
- Port mirroring per IP/TCP/UDP
- Policy-based port mirroring
- RJ-45 out-of-band management port
- RS-232 out-of-band console port
- sFlow
- Remote port monitoring

### MIB

- ZyXEL new private MIB
- RFC 1066 TCP/IP-based MIB
- RFC 1213, 1157 SNMPv2c/v3 MIB
- RFC 1493 bridge MIB
- RFC 1643 Ethernet MIB
- RFC 1757 RMON group 1, 2, 3, 9
- RFC 2011, 2012, 2013 SNMPv2 MIB
- RFC 2233 SMIv2 MIB
- RFC 2358 Ethernet-like MIB
- RFC 2674 bridge MIB extension
- RFC 2819, 2925 remote management MIB
- RFC 3621 power Ethernet MIB
- RFC 4022 management information base for transmission control protocol
- RFC 4113 management information base for user datagram protocol
- RFC 4292 IP forwarding table MIB
- RFC 4293 Management Information Base (MIB) for IP

### Certifications

#### Safety

- LVD
- BSMI

#### EMC

- FCC Part 15 (Class A)
- CE EMC (Class A)
- BSMI ENC

#### RoHS

- Level A (USG 50/100/100-PLUS/200)
- Per host session limit
- Guaranteed bandwidth
- Maximum bandwidth
- Priority-bandwidth utilization

## Accessories

### Fan and Power Modules

Item	Description
<b>RPS300</b>	Non-PoE power supply unit for GS3700-24, GS3700-48, XGS3700-24, XGS3700-48
<b>RPS600-HP</b>	PoE power supply unit for GS3700-24HP, GS3700-48HP, XGS3700-24HP, XGS3700-48HP
<b>FAN500</b>	Fan module

### Transceivers (Optional)

Model	Speed	Connector	Wavelength	Max. Distance	DDMI
<b>SFP10G-SR</b>	10-Gigabit SFP+	Duplex LC	850 nm	300 m (984 ft)	Yes
<b>SFP10G-LR</b>	10-Gigabit SFP+	Duplex LC	1310 nm	10 km (10936 yd)	Yes
<b>SFP-1000T</b>	Gigabit SFP	RJ-45	-	100 m (328 ft)	-
<b>SFP-SX-D</b>	Gigabit SFP	LC	850 nm	550 m (1804 ft)	Yes
<b>SFP-LX-10-D</b>	Gigabit SFP	LC	1310 nm	10 km (10936 yd)	Yes
<b>SFP-BX1310-10-D</b>	Gigabit SFP	LC	1310 nm (TX)	10 km (10936 yd)	Yes
<b>SFP-LHX1310-40-D</b>	Gigabit SFP	LC	1490 nm (RX)	40 km (43744 yd)	Yes
<b>SFP-ZX-80-D</b>	Gigabit SFP	LC	1310 nm	80 km (87488 yd)	Yes

### Direct Attach Cables (Optional)

Model	Connector	Cable Length
<b>DAC10G-1M</b>	SFP+ to SFP+	1 m (39.37 inch)
<b>DAC10G-3M</b>	SFP+ to SFP+	3 m (118.11 inch)

For more product information, visit us on the web at [www.ZyXEL.com](http://www.ZyXEL.com)



Copyright © 2013 ZyXEL Communications Corp. All rights reserved. ZyXEL, ZyXEL logo are registered trademarks of ZyXEL Communications Corp. All other brands, product names, or trademarks mentioned are the property of their respective owners. All specifications are subject to change without notice.